


Function	Port size	Flow [Max]	Individual mounting	Series
3/2 NO-NC, 2/2 NO-NC	1" - 1 1/4" - 1 1/2"	33.5 C_v	Inline	

OPERATIONAL BENEFITS

1. Balanced spool, immune to variations of pressure.
2. Short stroke with high flow.
3. The piston (booster) provides maximum shifting forces.
4. Powerful return thanks to the combination of mechanical and air springs.
5. Bonded spool with minimum friction, shifting in a glass-like finished bore.
6. Wiping effect eliminates sticking.
7. Low leakage rate.



1100

55

56

57

58

59

700

900

82

6300

6500

6600

2700

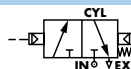
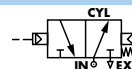
1800

ISO 1

ISO 2

ISO 3

HOW TO ORDER

Port size	Air spring	NC valve	NO valve
			
1" NPTF	Internal	58D-51-RA	58D-81-RA
1 1/4" NPTF		58D-52-RA	58D-82-RA
1 1/2" NPTF		58D-53-RA	58D-83-RA
1" NPTF	External	58D-51-RE	58D-81-RE
1 1/4" NPTF		58D-52-RE	58D-82-RE
1 1/2" NPTF		58D-53-RE	58D-83-RE

Air pilot port : 1/8" NPTF.

Note: Designation "RE" required on remote air pilot models with main valve pressures of vacuum to 25 PSI. "RE" provides an external pilot port and should have a pressure range of 25-75 PSI. Since the external pilot supplies the air spring, it must not exceed the remote air pilot signal pressure.

TECHNICAL DATA	
Fluid :	Compressed air, vacuum, inert gases
Pressure range :	Vacuum to 150 PSI
Air signal pressure :	25 - 150 PSI ≥ main valve pressure
Lubrication :	Not required, if used select a medium aniline point lubricant (between 180°F to 210°F)
Filtration :	40 μ
Temperature range :	0°F to 120°F (-18°C to 50°C)
Flow (at 6 bar, ΔP=1bar) :	1" : (31.2 C _v), 1 1/4" : (32.5 C _v), 1 1/2" : (33.5 C _v)

- Spare parts : • Remote air pilot block : R-59003. • Check valve : 70019.
- Options : • BSPP threads.

DIMENSIONS Dimensions shown are metric (mm)

Ø 13,5 MT'G HOLES

